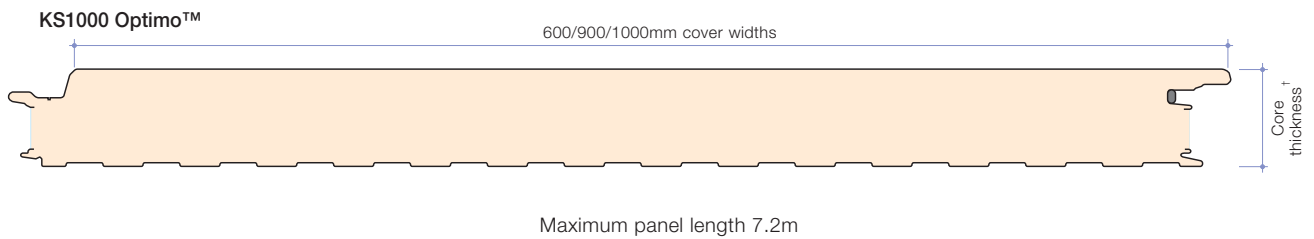




**KS600/900/1000 Optimo™**

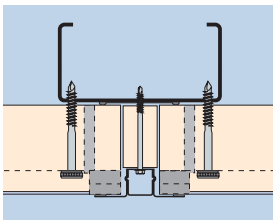
Core Thickness (mm)	45	60	70	80	100
R-Value (m²K/W)	2.31	3.09	3.60	4.15	5.15
Weight kg/m² 0.63/0.4 steel	11.5	12.1	12.5	12.9	13.7




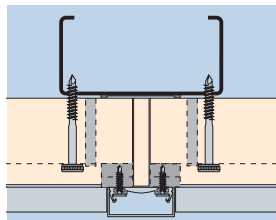
**Product/Specification Selector**

Product Reference	Standard Environment	Temp. Control	Hygiene	High Humidity	Low Temp.	Low Pitch Roof	Fire Rating		Enhanced Acoustics	Refurb
							LPCB	FM		
KS1000 Optimo™	✓	✓	✓	✓	N/A	N/A	✓	✓	✓	✓

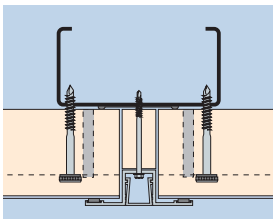
**KS1000 Optimo-A**



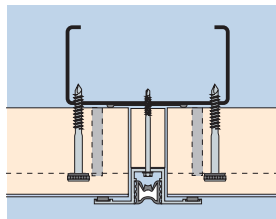
**KS1000 Optimo-B**



**KS1000 Optimo-C**



**KS1000 Optimo-C**



**KS1000 Optimo-D\***

